

D. H. BUTLER.
BARRETTE.
APPLICATION FILED JUNE 10, 1910.

985,110.

Patented Feb. 21, 1911.

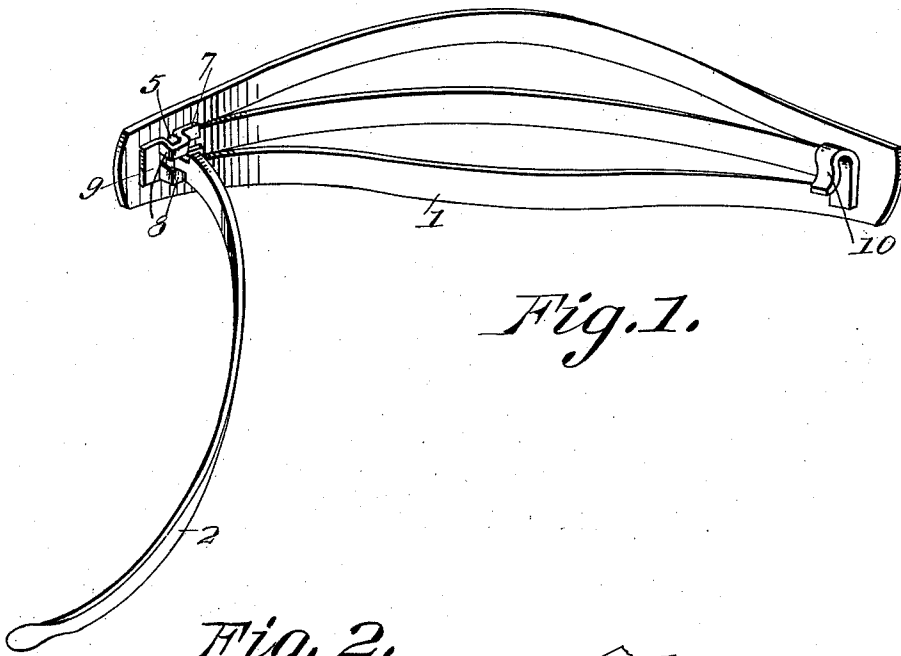


Fig. 1.

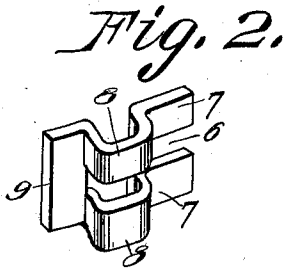


Fig. 2.

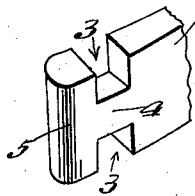


Fig. 3.




Fig. 4.

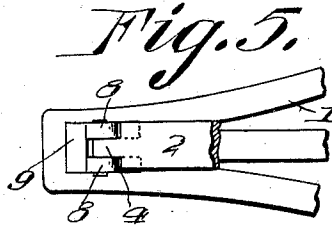


Fig. 5.

Witnesses
Ada C. Hagerty
Elsa R. Stawa

Inventor
David H. Butler
by *Joseph A. Miller*
Attorney

UNITED STATES PATENT OFFICE.

DAVID H. BUTLER, OF PROVIDENCE, RHODE ISLAND, ASSIGNOR TO THE INLAID COMPANY, INC., OF PROVIDENCE, RHODE ISLAND, A CORPORATION OF RHODE ISLAND.

BARRETTE.

985,110.

Specification of Letters Patent. Patented Feb. 21, 1911.

Application filed June 10, 1910. Serial No. 566,263.

To all whom it may concern:

Be it known that I, DAVID H. BUTLER, a citizen of the United States, residing at Providence, in the county of Providence and State of Rhode Island, have invented a new and useful Improvement in Barrettes, of which the following is a specification.

This invention relates to certain new and useful improvements in barrettes and the object of the invention is to provide a novel, simple and efficient means of connecting the securing tongue to the barrette proper.

Further and other objects will be later set forth.

In the drawings: Figure 1 is a perspective view of the invention. Fig. 2 is a detached perspective view of the hinge member. Fig. 3 is a fragmentary perspective view of one end of the tongue, and Figs. 4 and 5 are fragmentary views showing the parts in assembled relation in top plan view and in rear elevation respectively.

The barrette body is indicated by the numeral 1 and may be of any type desired. The securing tongue 2 is formed at one end with oppositely-disposed U-shaped cut-out portions 3 which form the shank 4 of a T-shaped head 5, the latter being rounded on its outer edge as seen in Fig. 3. The hinge member is composed of a short section of material which is formed with a central bifurcation 6, which extends longitudinally through one end of the material to a point adjacent the opposite end. The fingers 7 formed by the bifurcation 6 are bent or formed intermediate their ends with U-shaped bulges 8. The width of the bifurcation 6 is such as to freely admit the shank 4 of the T-shaped head 5, and the U-shaped bulges 8 of the hinge member are of a size to receive the T-shaped head 5, as shown in Figs. 1 and 4 of the drawings.

In practice the T-shaped head 5 is disposed within the bulges 8 in a manner just described, after which the hinge member is

cemented or otherwise secured to the back of the body of the barrette, as shown in Figs. 1, 4 and 5, the free ends of the fingers 7 and also the end 9 of the hinge member being firmly cemented to the barrette body, thus confining the head 5 of the tongue 2 against movement other than a pivotal one to allow the free end of the tongue 2 to be brought to engage with the keeper 10. When the tongue 2 is in closed position it will be seen that the rounded end of the head 5 thereof conformably seats in the U-shaped bulges 8 and thus tends to maintain the tongue 2 immovable against any tendency to accidental disengagement.

It will be seen from the above that the hinge connection is simple, easily constructed and applied in position, and in practice has been found to be exceedingly effective.

Having thus described my invention, I claim as new and desire to secure by Letters Patent;—

In a barrette, in combination with the body and tongue, a hinge member composed of a section of material formed with a central longitudinal slot forming a pair of fingers, each of said fingers being provided with a U-shape bulge, said tongue being provided with a pair of opposite slots adjacent one end of the same thereby forming a T-shaped head on the tongue, the shank of the T-head being entered in said slot of the hinge member, and the head itself being disposed in the U-shaped bulges, said hinge member having the free ends of its fingers and its opposite end cemented to the body of the barrette.

In testimony whereof I have signed my name to this specification in the presence of two subscribing witnesses.

DAVID H. BUTLER.

Witnesses:

ADA G. HAGERTY,
J. A. MILLER.